

## CTO.VELOCIDAD CIV-MOTODES

11 - 12 SEPTIEMBRE 2021

Circuit de la C.Valenciana

Length: 4005 metros

### Results

Ent. Cronometrado 1

C.SBK 1000-ZX10-R1

| Pos. | N.  | Rider                | Team                 | Motorcycle | Nat. | Best Lap         | iL | Laps | Gap       | Interval  | Speed  | Cat. |
|------|-----|----------------------|----------------------|------------|------|------------------|----|------|-----------|-----------|--------|------|
| 1    | 96  | MORALES, PACO        | ADM Paco Morales     | YAMAHA     |      | <b>01:38,990</b> | 8  | 9    |           |           | 145,65 | CO1  |
| 2    | 7   | ESTEVE, JORDI        | Mc Cingles Berti     | YAMAHA     | ESP  | 01:40,860        | 4  | 5    | 00:01,870 | 00:01,870 | 142,95 | CO1  |
| 3    | 27  | FERNANDEZ, OSCAR     | Mc Ametlla           | KAWASAKI   |      | 01:41,406        | 3  | 8    | 00:02,416 | 00:00,546 | 142,18 | CO1  |
| 4    | 20  | PEREZ, J. MANUEL     | CM Off Road Valencia | YAMAHA     |      | 01:41,646        | 4  | 10   | 00:02,656 | 00:00,240 | 141,85 | CO1  |
| 5    | 6   | URENDA, RAFAEL       | C.D. Vialmotor       | YAMAHA     |      | 01:41,680        | 5  | 6    | 00:02,690 | 00:00,034 | 141,8  | CO1  |
| 6    | 19  | JIMENEZ, JOSE A.     | CIV MotorSport       | YAMAHA     |      | 01:42,248        | 6  | 10   | 00:03,258 | 00:00,568 | 141,01 | CO1  |
| 7    | 86  | GUADAÑO, GONZALO     | CIV MotorSport       | KAWASAKI   |      | 01:42,655        | 6  | 7    | 00:03,665 | 00:00,407 | 140,45 | CO1  |
| 8    | 16  | RUIZ, BALBINO        | CIV MotorSport       | BMW        |      | 01:42,895        | 5  | 6    | 00:03,905 | 00:00,240 | 140,12 | CO1  |
| 9    | 22  | BANDERAS, ENEKO      | Eskegi Mot.          | KAWASAKI   |      | 01:43,086        | 7  | 8    | 00:04,096 | 00:00,191 | 139,86 | CO1  |
| 10   | 113 | FELIPE, ENRIQUE      | A.E.M.A.             | YAMAHA     |      | 01:43,150        | 4  | 11   | 00:04,160 | 00:00,064 | 139,78 | CO1  |
| 11   | 11  | CABRERA, SERGIO      | CIV MotorSport       | KAWASAKI   |      | 01:43,677        | 9  | 9    | 00:04,687 | 00:00,527 | 139,07 | CO1  |
| 12   | 56  | ROMERO, RAUL         | CIV MotorSport       | YAMAHA     |      | 01:43,772        | 8  | 8    | 00:04,782 | 00:00,095 | 138,94 | CO1  |
| 13   | 31  | ESTEVEZ, DAVID       | CIV MotorSport       | KAWASAKI   |      | 01:44,318        | 5  | 7    | 00:05,328 | 00:00,546 | 138,21 | CO1  |
| 14   | 28  | ALVARO, JACOB        | C.E.C. Alcarràs      | KAWASAKI   |      | 01:44,342        | 5  | 10   | 00:05,352 | 00:00,024 | 138,18 | CO1  |
| 15   | 14  | BASTE, JERONI        | CIV MotorSport       | KAWASAKI   |      | 01:44,492        | 7  | 8    | 00:05,502 | 00:00,150 | 137,98 | CO1  |
| 16   | 117 | GRANDE, JAVIER       | MC Superpikes        | KAWASAKI   |      | 01:44,767        | 5  | 11   | 00:05,777 | 00:00,275 | 137,62 | CO1  |
| 17   | 29  | MARCOS, DAVID        | A.E.M.A.             | KAWASAKI   |      | 01:45,641        | 8  | 8    | 00:06,651 | 00:00,874 | 136,48 | CO1  |
| 18   | 34  | NICHOLSON, JEREMY L. | CD Motor M.U.T       | YAMAHA     |      | 01:45,743        | 7  | 11   | 00:06,753 | 00:00,102 | 136,35 | CO1  |
| 19   | 91  | NEIRA, VICTOR        | CIV MotorSport       | KAWASAKI   |      | 01:46,040        | 4  | 5    | 00:07,050 | 00:00,297 | 135,97 | CO1  |
| 20   | 17  | GARRIDO, JULIAN      | MotoDes              | YAMAHA     |      | 01:46,174        | 4  | 8    | 00:07,184 | 00:00,134 | 135,8  | CO1  |
| 21   | 76  | VELA, ENRIQUE        | CD MX6D1             | KAWASAKI   |      | 01:46,448        | 3  | 8    | 00:07,458 | 00:00,274 | 135,45 | CO1  |
| 22   | 35  | HENRIQUEZ, JOEL A    | A.D. Aragon Sport    | YAMAHA     |      | 01:46,527        | 10 | 10   | 00:07,537 | 00:00,079 | 135,35 | CO1  |
| 23   | 12  | NAVARRO, DANIEL      | P.M.B.               | SIN MARCA  |      | 01:46,657        | 3  | 6    | 00:07,667 | 00:00,130 | 135,18 | CO1  |
| 24   | 78  | JIMENEZ, FELIPE      | Alma Racing          | YAMAHA     |      | 01:46,945        | 7  | 8    | 00:07,955 | 00:00,288 | 134,82 | CO1  |
| 25   | 66  | LABRADOR, ARIDANI    | C.D. Vialmotor       | KAWASAKI   |      | 01:48,075        | 3  | 8    | 00:09,085 | 00:01,130 | 133,41 | CO1  |
| 26   | 9   | VILELA, JORGE L.     | A.E.M.A.             | BMW        |      | 01:48,428        | 5  | 8    | 00:09,438 | 00:00,353 | 132,97 | CO1  |
| 27   | 24  | ROIG, JOSE V.        | MotoDes              | YAMAHA     |      | 01:48,699        | 7  | 7    | 00:09,709 | 00:00,271 | 132,64 | CO1  |
| 28   | 108 | DIAZ, JOSE A.        | A.D. Aragon Sport    | BMW        | ESP  | 01:48,936        | 2  | 5    | 00:09,946 | 00:00,237 | 132,35 | CO1  |
| 29   | 37  | GRANDE, JESUS        | CIV MotorSport       | KAWASAKI   |      | 01:49,131        | 10 | 10   | 00:10,141 | 00:00,195 | 132,12 | CO1  |
| 30   | 135 | VILLANUEVA, PELAYO   | CIV MotorSport       | KAWASAKI   |      | 01:49,209        | 10 | 11   | 00:10,219 | 00:00,078 | 132,02 | CO1  |
| 31   | 3   | LOPEZ, CARLOS        | Mc Ametlla           |            |      | 01:49,865        | 2  | 9    | 00:10,875 | 00:00,656 | 131,23 | CO1  |
| 32   | 70  | MALTRANA, RAFAEL     | CIV MotorSport       | KAWASAKI   |      | 01:50,037        | 4  | 8    | 00:11,047 | 00:00,172 | 131,03 | CO1  |
| 33   | 58  | JIMENEZ, JUAN M.     | CIV MotorSport       | YAMAHA     |      | 01:50,562        | 10 | 11   | 00:11,572 | 00:00,525 | 130,41 | CO1  |

Circuit Ricardo Tormo

Final Official

Provisional Official

Length: 4005 m. Hour: 09:24

JURY:

Hour:

C.of the Course:

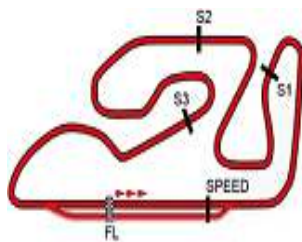
Hour:

11/09/2021

C.Timekeeper:

Hour: 12:08:19





Circuit Ricardo Tormo

CTO.VELOCIDAD CIV-MOTODES

ANALYSIS / SECTORS Ent. Cronometrado 1 C.SBK 1000-ZX10-R1

| 3   |                  | LOPEZ, CARLOS    |                  | Mc Ametlla       |                  |                     |          |
|-----|------------------|------------------|------------------|------------------|------------------|---------------------|----------|
|     |                  |                  |                  | P.Vmax: 9        |                  | T. Ideal: 01:49,253 |          |
| Lap | Time             | Sector 1         | Sector 2         | Sector 3         | Sector 4         | V.Max               | Hour     |
| 1   | START            | 01:09,511        | 00:31,405        | 00:26,797        | 00:30,245        |                     | 09:27:37 |
| 2   | <b>01:49,865</b> | 00:25,612        | 00:29,132        | 00:25,829        | 00:29,292        | 249,23              | 09:29:27 |
| 3   | 01:50,980        | 00:25,962        | 00:29,567        | 00:26,394        | <b>00:29,057</b> | 248,28              | 09:31:18 |
| 4   | PIT              | 00:25,782        | <b>00:28,930</b> | 00:26,158        | 00:39,667        | <b>253,13</b>       | 09:33:18 |
| 5   | 03:13,792        | 01:47,511        | 00:29,701        | 00:26,899        | 00:29,681        |                     | 09:36:32 |
| 6   | 01:53,738        | <b>00:25,491</b> | 00:31,885        | 00:26,392        | 00:29,970        | 249,23              | 09:38:26 |
| 7   | PIT              | 00:25,581        | 00:32,579        | 00:32,223        | 00:41,301        | <b>253,13</b>       | 09:40:37 |
| 8   | 02:39,900        | 01:15,609        | 00:29,458        | <b>00:25,775</b> | 00:29,058        |                     | 09:43:17 |
| 9   | PIT              | 00:25,774        | 00:28,985        | 00:46,953        | 00:38,230        | 250,19              | 09:45:37 |

| 6   |                  | URENDA, RAFAEL   |                  | C.D. Vialmotor   |                  |                     |          |
|-----|------------------|------------------|------------------|------------------|------------------|---------------------|----------|
|     |                  |                  |                  | P.Vmax: 5        |                  | T. Ideal: 01:41,626 |          |
| Lap | Time             | Sector 1         | Sector 2         | Sector 3         | Sector 4         | V.Max               | Hour     |
| 1   | START            | 01:17,573        | 00:30,280        | 00:26,126        | 00:28,866        |                     | 09:27:42 |
| 2   | 01:45,262        | 00:24,064        | 00:28,596        | 00:24,555        | 00:28,047        | 253,13              | 09:29:27 |
| 3   | 01:42,377        | 00:23,181        | 00:27,683        | <b>00:24,003</b> | 00:27,510        | <b>256,13</b>       | 09:31:09 |
| 4   | 01:43,838        | 00:23,367        | 00:27,864        | 00:24,763        | 00:27,844        | 255,12              | 09:32:53 |
| 5   | <b>01:41,680</b> | <b>00:23,007</b> | <b>00:27,116</b> | 00:24,057        | <b>00:27,500</b> | 253,13              | 09:34:35 |
| 6   | PIT              | 00:23,213        | 00:27,248        | 00:26,199        | 00:36,531        | 254,12              | 09:36:28 |

| 7   |                  | ESTEVE, JORDI ESP |                  | Mc Cingles Berti |                  |                     |          |
|-----|------------------|-------------------|------------------|------------------|------------------|---------------------|----------|
|     |                  |                   |                  | P.Vmax: 1        |                  | T. Ideal: 01:40,352 |          |
| Lap | Time             | Sector 1          | Sector 2         | Sector 3         | Sector 4         | V.Max               | Hour     |
| 1   | START            | 03:57,827         | 00:27,944        | 00:25,134        | 00:28,110        |                     | 09:30:18 |
| 2   | 01:41,616        | 00:23,212         | 00:27,141        | 00:23,985        | 00:27,278        | <b>258,17</b>       | 09:32:00 |
| 3   | 01:45,656        | 00:27,695         | 00:27,129        | 00:24,154        | <b>00:26,678</b> | 256,13              | 09:33:45 |
| 4   | <b>01:40,860</b> | <b>00:22,816</b>  | 00:27,498        | 00:23,784        | 00:26,762        | 254,12              | 09:35:26 |
| 5   | PIT              | 00:24,799         | <b>00:27,117</b> | <b>00:23,741</b> | 00:38,010        | 255,12              | 09:37:20 |

| 9   |                  | VILELA, JORGE L. |                  | A.E.M.A.         |                  |                     |          |
|-----|------------------|------------------|------------------|------------------|------------------|---------------------|----------|
|     |                  |                  |                  | P.Vmax: 30       |                  | T. Ideal: 01:48,220 |          |
| Lap | Time             | Sector 1         | Sector 2         | Sector 3         | Sector 4         | V.Max               | Hour     |
| 1   | START            | 01:20,104        | 00:30,749        | 00:27,822        | 00:30,040        |                     | 09:27:48 |
| 2   | 01:52,396        | 00:26,017        | 00:29,597        | 00:26,850        | 00:29,932        | 220,41              | 09:29:40 |
| 3   | 01:53,317        | 00:25,356        | 00:31,498        | 00:26,581        | 00:29,882        | <b>240,89</b>       | 09:31:33 |
| 4   | 01:51,156        | <b>00:24,674</b> | 00:29,501        | 00:27,150        | 00:29,831        | 237,36              | 09:33:25 |
| 5   | <b>01:48,428</b> | 00:24,750        | <b>00:28,796</b> | <b>00:25,621</b> | 00:29,261        | <b>240,89</b>       | 09:35:13 |
| 6   | 01:50,120        | 00:25,312        | 00:29,276        | 00:26,403        | <b>00:29,129</b> | 227,37              | 09:37:03 |
| 7   | 01:50,245        | 00:24,791        | 00:29,257        | 00:26,441        | 00:29,756        | 237,36              | 09:38:53 |
| 8   | PIT              | 00:26,467        | 00:34,635        | 00:29,907        | 00:44,834        | 223,45              | 09:41:09 |

| 11  |                  | CABRERA, SERGIO  |                  | CIV MotorSport   |                  |                     |          |
|-----|------------------|------------------|------------------|------------------|------------------|---------------------|----------|
|     |                  |                  |                  | P.Vmax: 26       |                  | T. Ideal: 01:43,335 |          |
| Lap | Time             | Sector 1         | Sector 2         | Sector 3         | Sector 4         | V.Max               | Hour     |
| 1   | START            | 02:33,331        | 00:30,618        | 00:26,567        | 00:29,468        |                     | 09:28:59 |
| 2   | 01:44,800        | 00:23,736        | 00:28,005        | 00:25,012        | 00:28,047        | <b>244,53</b>       | 09:30:44 |
| 3   | 01:44,426        | 00:24,064        | 00:27,888        | 00:24,391        | 00:28,083        | 243,61              | 09:32:28 |
| 4   | 01:57,631        | 00:24,492        | 00:35,355        | 00:29,788        | 00:27,996        | 240,89              | 09:34:26 |
| 5   | 01:43,691        | <b>00:23,619</b> | 00:27,613        | 00:24,547        | 00:27,912        | 241,79              | 09:36:09 |
| 6   | PIT              | 00:28,719        | 00:41,627        | 00:31,224        | 00:51,187        | 241,79              | 09:38:42 |
| 7   | 03:52,871        | 02:25,860        | 00:29,788        | 00:28,967        | 00:28,256        |                     | 09:42:35 |
| 8   | 01:46,530        | 00:23,771        | 00:28,480        | 00:25,339        | 00:28,940        | 240,89              | 09:44:22 |
| 9   | <b>01:43,677</b> | 00:23,961        | <b>00:27,473</b> | <b>00:24,370</b> | <b>00:27,873</b> | 241,79              | 09:46:05 |

| 12  |           | NAVARRO, DANIEL |           | P.M.B.    |           |                     |          |
|-----|-----------|-----------------|-----------|-----------|-----------|---------------------|----------|
|     |           |                 |           | P.Vmax: 8 |           | T. Ideal: 01:44,632 |          |
| Lap | Time      | Sector 1        | Sector 2  | Sector 3  | Sector 4  | V.Max               | Hour     |
| 1   | START     |                 |           |           |           |                     |          |
| 2   | 01:44,942 | 01:23,668       | 00:29,060 | 00:25,407 | 00:28,450 |                     | 09:27:46 |
| 3   |           | 00:23,999       | 00:28,610 | 00:24,591 | 00:27,742 | 243,61              | 09:29:30 |

|   |                  |                  |                  |                  |                  |               |          |
|---|------------------|------------------|------------------|------------------|------------------|---------------|----------|
| 1 | START            | 01:42,229        | 00:33,002        | 00:28,042        | 00:29,813        |               | 09:28:12 |
| 2 | 01:48,105        | 00:25,794        | 00:28,965        | 00:25,246        | 00:28,100        | 246,39        | 09:30:00 |
| 3 | <b>01:46,657</b> | <b>00:24,079</b> | 00:28,981        | 00:25,631        | 00:27,966        | <b>254,12</b> | 09:31:47 |
| 4 | 01:48,840        | 00:27,541        | 00:28,495        | 00:25,066        | <b>00:27,738</b> | 248,28        | 09:33:36 |
| 5 | 01:46,796        | 00:24,199        | 00:28,562        | 00:25,419        | 00:28,616        | 241,79        | 09:35:22 |
| 6 | PIT              | 00:28,639        | <b>00:27,990</b> | <b>00:24,825</b> | 00:35,908        | 244,53        | 09:37:20 |

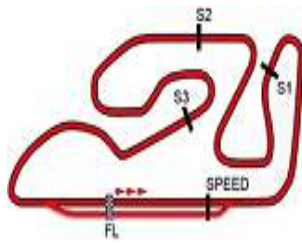
| 14  |                  | BASTE, JERONI    |                  | CIV MotorSport   |                  |                     |          |
|-----|------------------|------------------|------------------|------------------|------------------|---------------------|----------|
|     |                  |                  |                  | P.Vmax: 10       |                  | T. Ideal: 01:43,798 |          |
| Lap | Time             | Sector 1         | Sector 2         | Sector 3         | Sector 4         | V.Max               | Hour     |
| 1   | START            | 01:36,229        | 00:29,701        | 00:26,604        | 00:28,899        |                     | 09:28:00 |
| 2   | 01:49,165        | 00:25,825        | 00:29,030        | 00:25,789        | 00:28,521        | 242,70              | 09:29:50 |
| 3   | 01:46,148        | 00:24,521        | 00:28,114        | 00:25,080        | 00:28,433        | 248,28              | 09:31:36 |
| 4   | 01:45,514        | 00:23,887        | 00:28,110        | 00:26,023        | <b>00:27,494</b> | 250,19              | 09:33:21 |
| 5   | 01:45,419        | 00:24,612        | 00:27,973        | <b>00:24,858</b> | 00:27,976        | <b>252,14</b>       | 09:35:07 |
| 6   | 01:44,827        | <b>00:23,601</b> | 00:28,144        | 00:25,097        | 00:27,985        | 248,28              | 09:36:51 |
| 7   | <b>01:44,492</b> | 00:23,838        | <b>00:27,845</b> | 00:25,073        | 00:27,736        | 249,23              | 09:38:36 |
| 8   | PIT              | 00:24,872        | 00:32,810        | 00:34,134        | 00:43,870        | 249,23              | 09:40:52 |

| 16  |                  | RUIZ, BALBINO    |                  | CIV MotorSport   |                  |                     |          |
|-----|------------------|------------------|------------------|------------------|------------------|---------------------|----------|
|     |                  |                  |                  | P.Vmax: 3        |                  | T. Ideal: 01:42,461 |          |
| Lap | Time             | Sector 1         | Sector 2         | Sector 3         | Sector 4         | V.Max               | Hour     |
| 1   | START            | 01:04,543        | 00:31,968        | 00:26,115        | 00:30,434        |                     | 09:27:32 |
| 2   | 01:45,902        | 00:24,520        | 00:28,221        | 00:25,010        | 00:28,151        | 250,19              | 09:29:18 |
| 3   | 01:43,096        | 00:23,440        | 00:27,711        | <b>00:24,338</b> | <b>00:27,607</b> | 255,12              | 09:31:01 |
| 4   | 01:44,037        | 00:23,503        | 00:27,886        | 00:24,606        | 00:28,042        | 245,45              | 09:32:45 |
| 5   | <b>01:42,895</b> | 00:23,341        | <b>00:27,287</b> | <b>00:24,338</b> | 00:27,929        | <b>257,14</b>       | 09:34:28 |
| 6   | PIT              | <b>00:23,229</b> | 00:33,877        | 00:24,888        | 00:35,134        | <b>257,14</b>       | 09:36:25 |

| 17  |                  | GARRIDO, JULIAN  |                  | MotoDes          |                  |                     |          |
|-----|------------------|------------------|------------------|------------------|------------------|---------------------|----------|
|     |                  |                  |                  | P.Vmax: 19       |                  | T. Ideal: 01:45,896 |          |
| Lap | Time             | Sector 1         | Sector 2         | Sector 3         | Sector 4         | V.Max               | Hour     |
| 1   | START            | 03:56,714        | 00:29,470        | 00:25,670        | 00:28,839        |                     | 09:30:20 |
| 2   | 01:46,281        | 00:24,493        | <b>00:28,135</b> | 00:25,029        | <b>00:28,624</b> | 247,33              | 09:32:06 |
| 3   | 01:51,487        | 00:24,576        | 00:31,702        | 00:25,803        | 00:29,406        | <b>248,28</b>       | 09:33:57 |
| 4   | <b>01:46,174</b> | <b>00:24,135</b> | 00:28,271        | 00:25,051        | 00:28,717        | 244,53              | 09:35:44 |
| 5   | 01:46,920        | 00:24,446        | 00:28,398        | 00:25,283        | 00:28,793        | 245,45              | 09:37:30 |
| 6   | 01:47,705        | 00:24,664        | 00:28,520        | <b>00:25,002</b> | 00:29,519        | 247,33              | 09:39:18 |
| 7   | PIT              | 00:25,965        | 00:31,613        | 00:28,142        | 00:50,371        | 246,39              | 09:41:34 |
| 8   | PIT              | 02:30,943        | 00:29,055        | 00:26,110        | 00:38,641        |                     | 09:45:39 |

| 19  |                  | JIMENEZ, JOSE A. |                  | CIV MotorSport   |                  |                     |          |
|-----|------------------|------------------|------------------|------------------|------------------|---------------------|----------|
|     |                  |                  |                  | P.Vmax: 10       |                  | T. Ideal: 01:41,714 |          |
| Lap | Time             | Sector 1         | Sector 2         | Sector 3         | Sector 4         | V.Max               | Hour     |
| 1   | START            | 00:43,544        | 00:28,779        | 00:24,844        | 00:27,793        |                     | 09:27:04 |
| 2   | 01:43,765        | 00:23,697        | 00:27,642        | 00:24,876        | 00:27,550        | 249,23              | 09:28:48 |
| 3   | 01:44,662        | 00:23,569        | 00:28,079        | 00:24,859        | 00:28,155        | 251,16              | 09:30:32 |
| 4   | 01:42,405        | <b>00:23,075</b> | 00:27,414        | 00:24,428        | <b>00:27,488</b> | 250,19              | 09:32:15 |
| 5   | 01:53,883        | 00:23,459        | 00:33,492        | 00:28,918        | 00:28,014        | <b>252,14</b>       | 09:34:09 |
| 6   | <b>01:42,248</b> | 00:23,473        | <b>00:27,099</b> | <b>00:24,052</b> | 00:27,624        | 249,23              | 09:35:51 |
| 7   | 02:11,615        | 00:30,389        | 00:39,894        | 00:29,629        | 00:31,703        | 250,19              | 09:38:02 |
| 8   | 01:42,343        | 00:23,232        | 00:27,442        | 00:24,146        | 00:27,523        | <b>252,14</b>       | 09:39:45 |
| 9   | 01:53,183        | 00:24,267        | 00:29,540        | 00:25,268        | 00:34,108        | <b>252,14</b>       | 09:41:38 |
| 10  | PIT              | 00:23,314        | 00:27,734        | 00:37,455        | 00:39,988        | 251,16              | 09:43:46 |

| 20  |           | PEREZ, J. MANUEL |           | CM Off Road Valencia |           |                     |          |
|-----|-----------|------------------|-----------|----------------------|-----------|---------------------|----------|
|     |           |                  |           | P.Vmax: 14           |           | T. Ideal: 01:40,966 |          |
| Lap | Time      | Sector 1         | Sector 2  | Sector 3             | Sector 4  | V.Max               | Hour     |
| 1   | START     | 01:23,668        | 00:29,060 | 00:25,407            | 00:28,450 |                     | 09:27:46 |
| 2   | 01:44,942 | 00:23,999        | 00:28,610 | 00:24,591            | 00:27,742 | 243,61              | 09:29:30 |



Circuit Ricardo Tormo

CTO.VELOCIDAD CIV-MOTODES

ANALYSIS / SECTORS Ent. Cronometrado 1 C.SBK 1000-ZX10-R1

|    |                  |                  |                  |                  |                  |               |          |
|----|------------------|------------------|------------------|------------------|------------------|---------------|----------|
| 3  | 01:42,998        | 00:23,360        | 00:27,594        | 00:24,087        | 00:27,957        | <b>250,19</b> | 09:31:13 |
| 4  | <b>01:41,646</b> | 00:23,427        | 00:27,040        | 00:23,994        | <b>00:27,185</b> | 246,39        | 09:32:55 |
| 5  | PIT              | <b>00:22,998</b> | 00:27,326        | 00:24,265        | 00:32,010        | 249,23        | 09:34:42 |
| 6  | 03:17,343        | 01:47,769        | 00:35,482        | 00:25,532        | 00:28,560        |               | 09:37:59 |
| 7  | 01:43,525        | 00:24,030        | 00:27,342        | 00:24,179        | 00:27,974        | 244,53        | 09:39:43 |
| 8  | 01:42,895        | 00:23,580        | 00:27,316        | 00:23,990        | 00:28,009        | 247,33        | 09:41:25 |
| 9  | 01:41,902        | 00:23,500        | 00:27,083        | <b>00:23,834</b> | 00:27,485        | 245,45        | 09:43:07 |
| 10 | PIT              | 00:23,274        | <b>00:26,949</b> | 00:24,078        | 02:44,861        | 245,45        | 09:47:07 |

| <b>22</b> | <b>BANDERAS, ENEKO</b> | Eskegi Mot.                    |                  |                  |                  |               |          |
|-----------|------------------------|--------------------------------|------------------|------------------|------------------|---------------|----------|
|           |                        | P.Vmax: 14 T. Ideal: 01:43,064 |                  |                  |                  |               |          |
| Lap       | Time                   | Sector 1                       | Sector 2         | Sector 3         | Sector 4         | V.Max         | Hour     |
| 1         | START                  | 01:04,355                      | 00:28,312        | 00:25,065        | 00:28,513        |               | 09:27:25 |
| 2         | 01:44,881              | 00:24,082                      | 00:27,731        | 00:25,082        | 00:27,986        | 247,33        | 09:29:10 |
| 3         | 01:43,949              | 00:23,498                      | 00:27,680        | 00:24,712        | 00:28,059        | 248,28        | 09:30:54 |
| 4         | PIT                    | <b>00:23,362</b>               | 00:32,882        | 00:26,015        | 00:38,586        | 248,28        | 09:32:55 |
| 5         | 03:04,639              | 01:43,034                      | 00:28,109        | 00:24,930        | 00:28,566        |               | 09:35:59 |
| 6         | 01:43,689              | 00:23,563                      | 00:27,783        | 00:24,380        | 00:27,963        | <b>250,19</b> | 09:37:43 |
| 7         | <b>01:43,086</b>       | 00:23,384                      | <b>00:27,652</b> | <b>00:24,212</b> | <b>00:27,838</b> | 249,23        | 09:39:26 |
| 8         | PIT                    | 00:25,632                      | 00:31,925        | 00:26,639        | 00:40,098        | 249,23        | 09:41:31 |

| <b>24</b> | <b>ROIG, JOSE V.</b> | MotoDes                        |                  |                  |                  |               |          |
|-----------|----------------------|--------------------------------|------------------|------------------|------------------|---------------|----------|
|           |                      | P.Vmax: 29 T. Ideal: 01:48,476 |                  |                  |                  |               |          |
| Lap       | Time                 | Sector 1                       | Sector 2         | Sector 3         | Sector 4         | V.Max         | Hour     |
| 1         | START                | 05:00,354                      | 00:30,590        | 00:27,274        | 00:30,171        |               | 09:31:27 |
| 2         | 01:52,395            | 00:26,453                      | 00:29,580        | 00:26,348        | 00:30,014        | 236,50        | 09:33:20 |
| 3         | PIT                  | 00:25,917                      | 00:29,455        | 00:26,147        | 00:37,445        | 234,78        | 09:35:19 |
| 4         | 02:47,536            | 01:22,902                      | 00:29,319        | 00:26,012        | 00:29,303        |               | 09:38:06 |
| 5         | PIT                  | <b>00:25,069</b>               | 00:31,510        | 00:35,441        | 00:50,424        | <b>241,79</b> | 09:40:29 |
| 6         | 02:52,325            | 01:28,346                      | 00:28,911        | 00:25,891        | <b>00:29,177</b> |               | 09:43:21 |
| 7         | <b>01:48,699</b>     | 00:25,187                      | <b>00:28,487</b> | <b>00:25,743</b> | 00:29,282        | 240,00        | 09:45:10 |

| <b>27</b> | <b>FERNANDEZ, OSCAR</b> | Mc Ametlla                    |                  |                  |                  |               |          |
|-----------|-------------------------|-------------------------------|------------------|------------------|------------------|---------------|----------|
|           |                         | P.Vmax: 5 T. Ideal: 01:41,010 |                  |                  |                  |               |          |
| Lap       | Time                    | Sector 1                      | Sector 2         | Sector 3         | Sector 4         | V.Max         | Hour     |
| 1         | PIT                     | 00:56,949                     | 00:29,437        | 00:25,592        | 00:35,547        |               | 09:27:26 |
| 2         | 02:51,152               | 01:27,617                     | 00:28,576        | 00:26,163        | 00:28,796        |               | 09:30:18 |
| 3         | <b>01:41,406</b>        | 00:23,164                     | 00:27,287        | <b>00:23,831</b> | <b>00:27,124</b> | 254,12        | 09:31:59 |
| 4         | PIT                     | 00:23,144                     | 00:30,643        | 00:26,315        | 00:36,022        | <b>256,13</b> | 09:33:55 |
| 5         | PIT                     | 02:16,680                     | 00:28,318        | 00:25,133        | 00:34,632        |               | 09:37:40 |
| 6         | 02:09,311               | 00:47,401                     | 00:28,000        | 00:25,827        | 00:28,083        |               | 09:39:49 |
| 7         | 01:56,386               | 00:31,048                     | 00:32,099        | 00:25,190        | 00:28,049        | 246,39        | 09:41:46 |
| 8         | PIT                     | <b>00:22,953</b>              | <b>00:27,102</b> | 00:28,744        | 00:38,876        | 254,12        | 09:43:43 |

| <b>28</b> | <b>ALVARO, JACOB</b> | C.E.C. Alcarrás               |                  |                  |                  |               |          |
|-----------|----------------------|-------------------------------|------------------|------------------|------------------|---------------|----------|
|           |                      | P.Vmax: 7 T. Ideal: 01:43,800 |                  |                  |                  |               |          |
| Lap       | Time                 | Sector 1                      | Sector 2         | Sector 3         | Sector 4         | V.Max         | Hour     |
| 1         | START                | 01:05,949                     | 00:29,437        | 00:25,335        | 00:28,494        |               | 09:27:28 |
| 2         | 01:46,763            | 00:24,453                     | 00:28,439        | 00:25,505        | 00:28,366        | 250,19        | 09:29:15 |
| 3         | 01:45,766            | 00:23,861                     | 00:27,965        | 00:25,438        | 00:28,502        | 252,14        | 09:31:01 |
| 4         | 01:45,504            | 00:23,594                     | 00:28,624        | 00:25,008        | 00:28,278        | 253,13        | 09:32:46 |
| 5         | <b>01:44,342</b>     | <b>00:23,403</b>              | 00:28,016        | 00:25,196        | <b>00:27,727</b> | 252,14        | 09:34:31 |
| 6         | PIT                  | 00:23,894                     | 00:29,957        | 00:26,698        | 00:37,165        | <b>255,12</b> | 09:36:28 |
| 7         | 04:14,006            | 01:56,078                     | 00:29,696        | 01:18,075        | 00:30,157        |               | 09:40:42 |
| 8         | 01:46,704            | 00:24,072                     | 00:28,386        | 00:25,984        | 00:28,262        | 252,14        | 09:42:29 |
| 9         | 01:44,483            | 00:23,635                     | <b>00:27,723</b> | <b>00:24,947</b> | 00:28,178        | 250,19        | 09:44:13 |
| 10        | PIT                  | 00:23,700                     | 00:27,878        | 00:25,000        | 00:38,017        | 244,53        | 09:46:08 |

| <b>29</b> | <b>MARCOS, DAVID</b> | A.E.M.A.                       |                  |                  |                  |               |          |
|-----------|----------------------|--------------------------------|------------------|------------------|------------------|---------------|----------|
|           |                      | P.Vmax: 22 T. Ideal: 01:45,577 |                  |                  |                  |               |          |
| Lap       | Time                 | Sector 1                       | Sector 2         | Sector 3         | Sector 4         | V.Max         | Hour     |
| 1         | START                | 01:27,230                      | 00:31,942        | 00:27,847        | 00:30,882        |               | 09:27:57 |
| 2         | 01:50,736            | 00:25,354                      | 00:30,168        | 00:25,772        | 00:29,442        | 241,79        | 09:29:48 |
| 3         | 01:47,748            | 00:24,306                      | 00:29,275        | 00:25,388        | 00:28,779        | 244,53        | 09:31:35 |
| 4         | PIT                  | 00:25,064                      | 00:28,999        | 00:25,918        | 00:40,535        | 242,70        | 09:33:36 |
| 5         | 05:56,919            | 04:34,187                      | 00:28,795        | 00:25,040        | 00:28,897        |               | 09:39:33 |
| 6         | 01:57,867            | 00:30,141                      | 00:33,024        | 00:25,601        | 00:29,101        | 231,43        | 09:41:31 |
| 7         | 01:46,982            | <b>00:23,923</b>               | 00:28,640        | 00:25,314        | 00:29,105        | 242,70        | 09:43:18 |
| 8         | <b>01:45,641</b>     | 00:23,987                      | <b>00:28,467</b> | <b>00:25,009</b> | <b>00:28,178</b> | <b>246,39</b> | 09:45:03 |

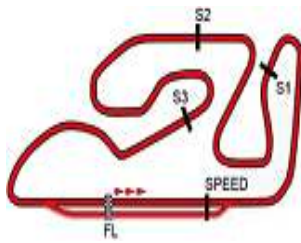
| <b>31</b> | <b>ESTEVEZ, DAVID</b> | CIV MotorSport                 |                  |                  |                  |               |          |
|-----------|-----------------------|--------------------------------|------------------|------------------|------------------|---------------|----------|
|           |                       | P.Vmax: 14 T. Ideal: 01:44,066 |                  |                  |                  |               |          |
| Lap       | Time                  | Sector 1                       | Sector 2         | Sector 3         | Sector 4         | V.Max         | Hour     |
| 1         | START                 | 01:18,136                      | 00:30,280        | 00:26,040        | 00:29,274        |               | 09:27:43 |
| 2         | 01:49,006             | 00:24,967                      | 00:29,835        | 00:25,671        | 00:28,533        | 245,45        | 09:29:32 |
| 3         | 01:46,280             | 00:24,198                      | 00:28,055        | 00:25,315        | 00:28,712        | 246,39        | 09:31:18 |
| 4         | 01:47,609             | 00:25,043                      | 00:28,046        | 00:25,716        | 00:28,804        | <b>250,19</b> | 09:33:06 |
| 5         | <b>01:44,318</b>      | <b>00:24,092</b>               | 00:27,683        | 00:24,796        | <b>00:27,747</b> | 245,45        | 09:34:50 |
| 6         | 01:44,460             | 00:24,138                      | <b>00:27,574</b> | <b>00:24,653</b> | 00:28,095        | 247,33        | 09:36:34 |
| 7         | PIT                   | 00:24,127                      | 00:28,437        | 00:26,065        | 00:41,380        | 246,39        | 09:38:34 |

| <b>34</b> | <b>NICHOLSON, JEREMY L.</b> | CD Motor M.U.T                 |                  |                  |                  |               |          |
|-----------|-----------------------------|--------------------------------|------------------|------------------|------------------|---------------|----------|
|           |                             | P.Vmax: 30 T. Ideal: 01:45,062 |                  |                  |                  |               |          |
| Lap       | Time                        | Sector 1                       | Sector 2         | Sector 3         | Sector 4         | V.Max         | Hour     |
| 1         | START                       | 01:13,167                      | 00:30,093        | 00:27,341        | 00:28,616        |               | 09:27:38 |
| 2         | 01:48,813                   | 00:24,620                      | 00:29,091        | 00:25,761        | 00:29,341        | 239,11        | 09:29:27 |
| 3         | PIT                         | 00:25,928                      | 00:29,523        | 00:26,439        | 00:38,809        | 240,00        | 09:31:28 |
| 4         | 02:13,651                   | 00:49,665                      | 00:28,513        | 00:26,469        | 00:29,004        |               | 09:33:41 |
| 5         | 01:48,057                   | 00:25,017                      | 00:29,704        | 00:25,253        | <b>00:28,083</b> | <b>240,89</b> | 09:35:29 |
| 6         | 01:47,666                   | 00:24,638                      | 00:28,841        | 00:25,812        | 00:28,375        | 240,00        | 09:37:17 |
| 7         | <b>01:45,743</b>            | 00:24,379                      | 00:27,849        | <b>00:24,892</b> | 00:28,623        | 238,24        | 09:39:03 |
| 8         | 02:03,890                   | 00:26,140                      | 00:35,813        | 00:32,149        | 00:29,788        | <b>240,89</b> | 09:41:07 |
| 9         | 01:49,405                   | 00:24,820                      | 00:28,119        | 00:26,592        | 00:29,874        | 233,09        | 09:42:56 |
| 10        | 01:47,268                   | 00:24,812                      | 00:28,323        | 00:25,363        | 00:28,770        | 237,36        | 09:44:43 |
| 11        | 01:46,169                   | <b>00:24,318</b>               | <b>00:27,769</b> | 00:25,191        | 00:28,891        | 236,50        | 09:46:29 |

| <b>35</b> | <b>HENRIQUEZ, JOEL A</b> | A.D. Aragon Sport              |                  |                  |                  |               |          |
|-----------|--------------------------|--------------------------------|------------------|------------------|------------------|---------------|----------|
|           |                          | P.Vmax: 14 T. Ideal: 01:46,013 |                  |                  |                  |               |          |
| Lap       | Time                     | Sector 1                       | Sector 2         | Sector 3         | Sector 4         | V.Max         | Hour     |
| 1         | START                    | 01:51,791                      | 00:35,022        | 00:29,770        | 00:31,819        |               | 09:28:27 |
| 2         | 01:50,739                | 00:24,893                      | 00:29,481        | 00:26,566        | 00:29,799        | 245,45        | 09:30:18 |
| 3         | 01:47,670                | <b>00:24,083</b>               | 00:28,866        | 00:25,985        | 00:28,736        | 245,45        | 09:32:06 |
| 4         | 01:49,007                | 00:24,280                      | 00:29,152        | 00:26,231        | 00:29,344        | 247,33        | 09:33:55 |
| 5         | 01:47,513                | 00:24,210                      | 00:28,790        | 00:25,933        | 00:28,580        | 247,33        | 09:35:42 |
| 6         | 01:47,957                | 00:25,466                      | <b>00:28,448</b> | 00:25,409        | 00:28,634        | 248,28        | 09:37:30 |
| 7         | PIT                      | 00:25,875                      | 00:29,708        | 00:25,560        | 00:34,957        | <b>250,19</b> | 09:39:26 |
| 8         | 03:28,819                | 02:02,886                      | 00:29,255        | 00:27,659        | 00:29,019        |               | 09:42:55 |
| 9         | 01:48,430                | 00:25,023                      | 00:28,628        | 00:25,624        | 00:29,155        | 246,39        | 09:44:44 |
| 10        | <b>01:46,527</b>         | 00:24,524                      | 00:28,521        | <b>00:25,222</b> | <b>00:28,260</b> | 248,28        | 09:46:30 |

| <b>37</b> | <b>GRANDE, JESUS</b> | CIV MotorSport                 |           |           |                  |        |          |
|-----------|----------------------|--------------------------------|-----------|-----------|------------------|--------|----------|
|           |                      | P.Vmax: 32 T. Ideal: 01:48,755 |           |           |                  |        |          |
| Lap       | Time                 | Sector 1                       | Sector 2  | Sector 3  | Sector 4         | V.Max  | Hour     |
| 1         | START                | 01:28,917                      | 00:31,692 | 00:27,875 | 00:30,257        |        | 09:27:58 |
| 2         | 01:51,235            | 00:25,388                      | 00:30,006 | 00:26,183 | 00:29,658        | 237,36 | 09:29:49 |
| 3         | 01:50,599            | 00:25,705                      | 00:29,702 | 00:26,047 | <b>00:29,145</b> | 238,24 | 09:31:39 |
| 4         | 01:49,904            | 00:25,172                      | 00:29,142 | 00:26,011 | 00:29,579        | 234,78 | 09:33:29 |





Circuit Ricardo Tormo

CTO. VELOCIDAD CIV-MOTODES

ANALYSIS / SECTORS Ent. Cronometrado 1 C.SBK 1000-ZX10-R1

|    |                  |                  |                  |                  |           |               |          |
|----|------------------|------------------|------------------|------------------|-----------|---------------|----------|
| 5  | 01:49,833        | 00:24,922        | 00:29,091        | 00:26,125        | 00:29,695 | 236,50        | 09:35:19 |
| 6  | PIT              | 00:27,533        | 00:34,176        | 00:29,609        | 00:46,119 | 219,66        | 09:37:37 |
| 7  | 03:21,990        | 01:53,641        | 00:31,005        | 00:27,085        | 00:30,259 |               | 09:40:59 |
| 8  | 01:52,008        | 00:26,575        | 00:29,203        | 00:26,417        | 00:29,813 | <b>239,11</b> | 09:42:51 |
| 9  | 01:49,477        | <b>00:24,894</b> | <b>00:28,773</b> | 00:26,532        | 00:29,278 | 232,26        | 09:44:40 |
| 10 | <b>01:49,131</b> | 00:25,089        | 00:28,837        | <b>00:25,943</b> | 00:29,262 | 234,78        | 09:46:29 |

| <b>56</b> | <b>ROMERO, RAUL</b> | CIV MotorSport   |                     |                  |                  |               |          |
|-----------|---------------------|------------------|---------------------|------------------|------------------|---------------|----------|
|           |                     | P.Vmax: 25       | T. Ideal: 01:43,655 |                  |                  |               |          |
| Lap Time  | Sector 1            | Sector 2         | Sector 3            | Sector 4         | V.Max            | Hour          |          |
| 1         | START               | 05:09,255        | 00:28,905           | 00:26,808        | 00:29,008        |               | 09:31:33 |
| 2         | 01:46,586           | <b>00:23,696</b> | 00:29,017           | 00:24,906        | 00:28,967        | <b>245,45</b> | 09:33:19 |
| 3         | 01:45,072           | 00:23,722        | 00:28,460           | 00:24,866        | 00:28,024        | 243,61        | 09:35:05 |
| 4         | 01:46,624           | 00:25,065        | 00:28,356           | 00:24,724        | 00:28,479        | <b>245,45</b> | 09:36:51 |
| 5         | PIT                 | 00:24,572        | 00:27,910           | 00:25,039        | 00:35,869        | 242,70        | 09:38:45 |
| 6         | 03:45,709           | 02:22,567        | 00:28,777           | 00:25,311        | 00:29,054        |               | 09:42:30 |
| 7         | 01:44,718           | 00:23,787        | 00:27,695           | 00:25,064        | 00:28,172        | 244,53        | 09:44:15 |
| 8         | <b>01:43,772</b>    | 00:23,813        | <b>00:27,466</b>    | <b>00:24,533</b> | <b>00:27,960</b> | 242,70        | 09:45:59 |

| <b>58</b> | <b>JIMENEZ, JUAN M.</b> | CIV MotorSport   |                     |                  |                  |               |          |
|-----------|-------------------------|------------------|---------------------|------------------|------------------|---------------|----------|
|           |                         | P.Vmax: 26       | T. Ideal: 01:50,327 |                  |                  |               |          |
| Lap Time  | Sector 1                | Sector 2         | Sector 3            | Sector 4         | V.Max            | Hour          |          |
| 1         | START                   | 01:12,511        | 00:30,562           | 00:28,168        | 00:30,599        |               | 09:27:41 |
| 2         | 01:54,557               | 00:26,588        | 00:30,947           | 00:26,976        | 00:30,046        | 224,22        | 09:29:35 |
| 3         | 01:53,355               | 00:26,259        | 00:30,324           | 00:27,193        | 00:29,579        | <b>244,53</b> | 09:31:29 |
| 4         | 01:55,943               | 00:27,033        | 00:30,536           | 00:28,159        | 00:30,215        | 236,50        | 09:33:25 |
| 5         | 01:53,186               | 00:25,890        | 00:30,320           | 00:27,169        | 00:29,807        | 237,36        | 09:35:18 |
| 6         | 01:53,443               | 00:25,963        | 00:30,352           | 00:27,092        | 00:30,036        | 230,61        | 09:37:11 |
| 7         | 01:51,382               | <b>00:25,507</b> | <b>00:29,687</b>    | 00:26,438        | 00:29,750        | 242,70        | 09:39:03 |
| 8         | 01:55,875               | 00:26,736        | 00:31,702           | 00:26,998        | 00:30,439        | 234,78        | 09:40:58 |
| 9         | 01:59,229               | 00:28,883        | 00:30,439           | 00:28,044        | 00:31,863        | 195,77        | 09:42:58 |
| 10        | <b>01:50,562</b>        | 00:25,670        | 00:29,759           | <b>00:26,049</b> | <b>00:29,084</b> | 242,70        | 09:44:48 |
| 11        | 01:52,170               | 00:25,605        | 00:30,136           | 00:26,763        | 00:29,666        | 239,11        | 09:46:40 |

| <b>66</b> | <b>LABRADOR, ARIDANI</b> | C.D. Vialmotor   |                     |                  |                  |               |          |
|-----------|--------------------------|------------------|---------------------|------------------|------------------|---------------|----------|
|           |                          | P.Vmax: 28       | T. Ideal: 01:47,487 |                  |                  |               |          |
| Lap Time  | Sector 1                 | Sector 2         | Sector 3            | Sector 4         | V.Max            | Hour          |          |
| 1         | START                    | 01:43,166        | 00:32,904           | 00:27,944        | 00:29,879        |               | 09:28:13 |
| 2         | 01:49,748                | 00:25,263        | 00:29,535           | 00:26,130        | <b>00:28,820</b> | <b>243,61</b> | 09:30:03 |
| 3         | <b>01:48,075</b>         | <b>00:24,342</b> | <b>00:28,660</b>    | 00:25,807        | 00:29,266        | <b>243,61</b> | 09:31:51 |
| 4         | PIT                      | 00:24,943        | 00:30,024           | 00:26,583        | 00:41,463        | <b>243,61</b> | 09:33:54 |
| 5         | 03:56,090                | 02:31,510        | 00:29,479           | 00:26,243        | 00:28,858        |               | 09:37:50 |
| 6         | 01:48,229                | 00:24,764        | 00:28,692           | <b>00:25,665</b> | 00:29,108        | 239,11        | 09:39:38 |
| 7         | PIT                      | 00:42,898        | 00:40,893           | 00:32,050        | 00:52,746        | <b>243,61</b> | 09:42:27 |
| 8         | PIT                      | 01:23,493        | 00:41,521           | 00:33,948        | 00:54,704        |               | 09:46:00 |

| <b>70</b> | <b>MALTRANA, RAFAEL</b> | CIV MotorSport   |                     |                  |                  |               |          |
|-----------|-------------------------|------------------|---------------------|------------------|------------------|---------------|----------|
|           |                         | P.Vmax: 22       | T. Ideal: 01:49,015 |                  |                  |               |          |
| Lap Time  | Sector 1                | Sector 2         | Sector 3            | Sector 4         | V.Max            | Hour          |          |
| 1         | START                   | 00:28,733        | 00:31,216           | 00:26,250        | 00:30,355        |               | 09:26:55 |
| 2         | 01:50,281               | 00:24,706        | 00:29,650           | 00:25,730        | 00:30,195        | 240,89        | 09:28:46 |
| 3         | 01:50,098               | 00:24,783        | 00:29,480           | 00:26,198        | 00:29,637        | 241,79        | 09:30:36 |
| 4         | <b>01:50,037</b>        | <b>00:24,630</b> | 00:29,688           | 00:26,101        | <b>00:29,618</b> | <b>246,39</b> | 09:32:26 |
| 5         | 01:50,744               | 00:24,653        | 00:30,240           | 00:26,207        | 00:29,644        | 240,00        | 09:34:17 |
| 6         | PIT                     | 00:24,981        | 00:30,160           | 00:26,003        | 00:38,754        | 240,89        | 09:36:17 |
| 7         | 03:01,307               | 01:35,602        | 00:29,397           | <b>00:25,626</b> | 00:30,682        |               | 09:39:18 |
| 8         | PIT                     | 00:24,887        | <b>00:29,141</b>    | 00:26,914        | 00:39,197        | 245,45        | 09:41:18 |

| <b>76</b> | <b>VELA, ENRIQUE</b> | CD MX6D1         |                     |                  |                  |               |          |
|-----------|----------------------|------------------|---------------------|------------------|------------------|---------------|----------|
|           |                      | P.Vmax: 22       | T. Ideal: 01:45,814 |                  |                  |               |          |
| Lap Time  | Sector 1             | Sector 2         | Sector 3            | Sector 4         | V.Max            | Hour          |          |
| 1         | START                | 03:38,226        | 00:28,960           | 00:25,283        | 00:28,610        |               | 09:30:00 |
| 2         | 01:48,499            | 00:24,620        | 00:28,807           | 00:26,625        | 00:28,447        | <b>246,39</b> | 09:31:48 |
| 3         | <b>01:46,448</b>     | 00:24,591        | 00:28,588           | 00:24,973        | 00:28,296        | 244,53        | 09:33:35 |
| 4         | 01:47,305            | 00:24,519        | 00:28,808           | 00:25,223        | 00:28,755        | 242,70        | 09:35:22 |
| 5         | PIT                  | <b>00:24,301</b> | <b>00:28,478</b>    | 00:25,593        | 00:36,709        | 243,61        | 09:37:17 |
| 6         | 03:38,106            | 02:13,716        | 00:29,568           | 00:25,246        | 00:29,576        |               | 09:40:55 |
| 7         | PIT                  | 00:30,744        | 00:30,964           | 00:27,080        | 00:39,540        | 159,61        | 09:43:04 |
| 8         | 02:10,194            | 00:48,416        | 00:28,743           | <b>00:24,828</b> | <b>00:28,207</b> |               | 09:45:14 |

| <b>78</b> | <b>JIMENEZ, FELIPE</b> | Alma Racing      |                     |                  |                  |               |          |
|-----------|------------------------|------------------|---------------------|------------------|------------------|---------------|----------|
|           |                        | P.Vmax: 20       | T. Ideal: 01:46,945 |                  |                  |               |          |
| Lap Time  | Sector 1               | Sector 2         | Sector 3            | Sector 4         | V.Max            | Hour          |          |
| 1         | START                  | 02:55,532        | 00:31,179           | 00:27,308        | 00:31,758        |               | 09:29:25 |
| 2         | 01:50,077              | 00:24,921        | 00:28,996           | 00:26,337        | 00:29,823        | 245,45        | 09:31:15 |
| 3         | 01:51,479              | 00:25,427        | 00:29,771           | 00:26,492        | 00:29,789        | 233,94        | 09:33:06 |
| 4         | 01:49,191              | 00:25,189        | 00:28,981           | 00:26,121        | 00:28,900        | 240,00        | 09:34:55 |
| 5         | PIT                    | 00:25,401        | 00:29,952           | 00:27,441        | 00:41,302        | 244,53        | 09:37:00 |
| 6         | 04:16,013              | 02:46,589        | 00:30,866           | 00:27,755        | 00:30,803        |               | 09:41:16 |
| 7         | <b>01:46,945</b>       | <b>00:24,448</b> | <b>00:28,271</b>    | <b>00:25,553</b> | <b>00:28,673</b> | 244,53        | 09:43:02 |
| 8         | PIT                    | 00:24,756        | 00:30,122           | 00:27,128        | 00:42,249        | <b>247,33</b> | 09:45:07 |

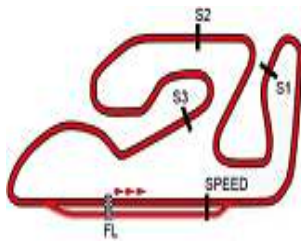
| <b>86</b> | <b>GUADAÑO, GONZALO</b> | CIV MotorSport   |                     |                  |                  |               |          |
|-----------|-------------------------|------------------|---------------------|------------------|------------------|---------------|----------|
|           |                         | P.Vmax: 14       | T. Ideal: 01:42,476 |                  |                  |               |          |
| Lap Time  | Sector 1                | Sector 2         | Sector 3            | Sector 4         | V.Max            | Hour          |          |
| 1         | START                   | 02:01,517        | 00:29,847           | 00:27,149        | 00:29,092        |               | 09:28:27 |
| 2         | 01:45,405               | 00:24,324        | 00:28,076           | 00:24,777        | 00:28,228        | 246,39        | 09:30:12 |
| 3         | 01:43,535               | 00:23,731        | 00:27,769           | 00:24,579        | <b>00:27,456</b> | 249,23        | 09:31:55 |
| 4         | PIT                     | 00:24,221        | 00:29,158           | 00:25,471        | 00:41,074        | <b>250,19</b> | 09:33:55 |
| 5         | 03:44,444               | 02:21,649        | 00:29,074           | 00:25,561        | 00:28,160        |               | 09:37:40 |
| 6         | <b>01:42,655</b>        | <b>00:23,501</b> | <b>00:27,441</b>    | <b>00:24,078</b> | 00:27,635        | 249,23        | 09:39:22 |
| 7         | PIT                     | 00:25,603        | 00:30,838           | 00:27,271        | 00:44,121        | <b>250,19</b> | 09:41:30 |

| <b>91</b> | <b>NEIRA, VICTOR</b> | CIV MotorSport   |                     |                  |                  |               |          |
|-----------|----------------------|------------------|---------------------|------------------|------------------|---------------|----------|
|           |                      | P.Vmax: 33       | T. Ideal: 01:46,040 |                  |                  |               |          |
| Lap Time  | Sector 1             | Sector 2         | Sector 3            | Sector 4         | V.Max            | Hour          |          |
| 1         | START                | 02:02,955        | 00:29,568           | 00:26,968        | 00:29,409        |               | 09:28:28 |
| 2         | PIT                  | 00:25,246        | 00:29,305           | 00:27,353        | 00:37,624        | 237,36        | 09:30:27 |
| 3         | 02:14,785            | 00:51,781        | 00:29,056           | 00:25,218        | 00:28,730        |               | 09:32:42 |
| 4         | <b>01:46,040</b>     | <b>00:24,175</b> | <b>00:28,375</b>    | <b>00:24,924</b> | <b>00:28,566</b> | <b>238,24</b> | 09:34:28 |
| 5         | PIT                  | 00:25,362        | 00:31,801           | 00:26,946        | 00:39,592        | 230,61        | 09:36:32 |

| <b>96</b> | <b>MORALES, PACO</b> | ADM Paco Morales |                     |                  |                  |               |          |
|-----------|----------------------|------------------|---------------------|------------------|------------------|---------------|----------|
|           |                      | P.Vmax: 1        | T. Ideal: 01:38,624 |                  |                  |               |          |
| Lap Time  | Sector 1             | Sector 2         | Sector 3            | Sector 4         | V.Max            | Hour          |          |
| 1         | START                | 00:43,075        | 00:28,686           | 00:24,187        | 00:26,694        |               | 09:27:02 |
| 2         | 01:40,665            | 00:23,029        | 00:27,183           | 00:23,750        | 00:26,703        | 252,14        | 09:28:42 |
| 3         | 01:39,670            | 00:22,705        | 00:26,598           | 00:23,907        | 00:26,460        | 255,12        | 09:30:22 |
| 4         | PIT                  | 00:23,279        | 00:26,624           | 00:24,508        | 00:32,822        | 257,14        | 09:32:09 |
| 5         | 02:48,635            | 01:30,126        | 00:27,967           | 00:23,975        | 00:26,567        |               | 09:34:58 |
| 6         | 01:39,870            | 00:23,153        | 00:26,692           | <b>00:23,645</b> | 00:26,380        | 256,13        | 09:36:38 |
| 7         | 01:40,477            | <b>00:22,531</b> | 00:27,503           | 00:23,954        | 00:26,489        | 257,14        | 09:38:18 |
| 8         | <b>01:38,990</b>     | 00:22,744        | <b>00:26,175</b>    | 00:23,798        | <b>00:26,273</b> | 257,14        | 09:39:57 |
| 9         | PIT                  | 00:24,877        | 00:28,874           | 00:25,733        | 00:36,095        | <b>258,17</b> | 09:41:53 |

| <b>108</b> | <b>DIAZ, JOSE A.</b> | A.D. Aragon Sport |                     |          |       |      |
|------------|----------------------|-------------------|---------------------|----------|-------|------|
| ESP        |                      | P.Vmax: 10        | T. Ideal: 01:47,616 |          |       |      |
| Lap Time   | Sector 1             | Sector 2          | Sector 3            | Sector 4 | V.Max | Hour |





Circuit Ricardo Tormo

CTO. VELOCIDAD CIV-MOTODES

ANALYSIS / SECTORS Ent. Cronometrado 1 C.SBK 1000-ZX10-R1

|   |                  |                  |                  |                  |                  |                        |
|---|------------------|------------------|------------------|------------------|------------------|------------------------|
| 1 | START            | 07:07,550        | 00:30,260        | 00:26,546        | 00:29,678        | 09:33:33               |
| 2 | <b>01:48,936</b> | 00:25,101        | 00:29,410        | <b>00:25,701</b> | <b>00:28,724</b> | 249,23 09:35:22        |
| 3 | 01:56,610        | 00:30,967        | 00:30,084        | 00:26,543        | 00:29,016        | <b>252,14</b> 09:37:18 |
| 4 | 01:54,276        | 00:28,941        | 00:30,492        | 00:26,054        | 00:28,789        | 250,19 09:39:13        |
| 5 | PIT              | <b>00:24,588</b> | <b>00:28,603</b> | 00:27,460        | 00:38,138        | 249,23 09:41:12        |

|            |                        |                  |                  |                  |                     |                 |              |
|------------|------------------------|------------------|------------------|------------------|---------------------|-----------------|--------------|
| <b>113</b> | <b>FELIPE, ENRIQUE</b> |                  | A.E.M.A.         |                  |                     |                 |              |
|            |                        |                  | P.Vmax: 3        |                  | T. Ideal: 01:42,990 |                 |              |
|            | <b>Lap</b>             | <b>Time</b>      | <b>Sector 1</b>  | <b>Sector 2</b>  | <b>Sector 3</b>     | <b>Sector 4</b> | <b>V.Max</b> |
| 1          | START                  | 00:43,825        | 00:29,248        | 00:24,844        | 00:28,198           |                 | 09:27:05     |
| 2          | 01:44,114              | 00:23,640        | 00:28,159        | 00:24,514        | 00:27,801           | 250,19          | 09:28:49     |
| 3          | 01:44,205              | 00:23,591        | 00:27,835        | 00:24,877        | 00:27,902           | 253,13          | 09:30:33     |
| 4          | <b>01:43,150</b>       | <b>00:23,453</b> | <b>00:27,542</b> | 00:24,383        | <b>00:27,772</b>    | 254,12          | 09:32:17     |
| 5          | 01:43,798              | 00:23,614        | 00:27,700        | <b>00:24,223</b> | 00:28,261           | 253,13          | 09:34:00     |
| 6          | 01:43,461              | 00:23,688        | 00:27,608        | 00:24,292        | 00:27,873           | 246,39          | 09:35:44     |
| 7          | 01:43,776              | 00:23,685        | 00:27,566        | 00:24,323        | 00:28,202           | <b>257,14</b>   | 09:37:28     |
| 8          | 01:45,383              | 00:24,378        | 00:28,207        | 00:24,288        | 00:28,510           | 251,16          | 09:39:13     |
| 9          | 01:45,093              | 00:23,827        | 00:27,906        | 00:24,830        | 00:28,530           | <b>257,14</b>   | 09:40:58     |
| 10         | PIT                    | 00:34,797        | 00:30,087        | 00:25,143        | 00:39,125           | 252,14          | 09:43:07     |
| 11         | PIT                    | 01:05,747        | 00:29,639        | 00:26,481        | 00:38,995           |                 | 09:45:48     |

|            |                       |                  |                  |                  |                     |                 |              |
|------------|-----------------------|------------------|------------------|------------------|---------------------|-----------------|--------------|
| <b>117</b> | <b>GRANDE, JAVIER</b> |                  | MC Superpikes    |                  |                     |                 |              |
|            |                       |                  | P.Vmax: 20       |                  | T. Ideal: 01:43,838 |                 |              |
|            | <b>Lap</b>            | <b>Time</b>      | <b>Sector 1</b>  | <b>Sector 2</b>  | <b>Sector 3</b>     | <b>Sector 4</b> | <b>V.Max</b> |
| 1          | START                 | 01:10,261        | 00:30,187        | 00:26,174        | 00:29,187           |                 | 09:27:35     |
| 2          | 01:48,452             | 00:25,198        | 00:28,797        | 00:24,990        | 00:29,467           | 244,53          | 09:29:23     |
| 3          | 01:45,148             | 00:24,420        | 00:28,165        | 00:24,628        | <b>00:27,935</b>    | 242,70          | 09:31:08     |
| 4          | 01:44,857             | 00:24,210        | 00:27,877        | 00:24,539        | 00:28,231           | <b>247,33</b>   | 09:32:53     |
| 5          | <b>01:44,767</b>      | <b>00:23,809</b> | 00:27,963        | 00:24,566        | 00:28,429           | 242,70          | 09:34:38     |
| 6          | 01:45,367             | 00:24,298        | 00:27,733        | 00:24,849        | 00:28,487           | 243,61          | 09:36:23     |
| 7          | 01:45,779             | 00:24,583        | 00:27,813        | 00:25,023        | 00:28,360           | 245,45          | 09:38:09     |
| 8          | 01:45,970             | 00:24,356        | 00:28,021        | 00:24,960        | 00:28,633           | 246,39          | 09:39:55     |
| 9          | 01:45,111             | 00:24,144        | <b>00:27,683</b> | 00:25,056        | 00:28,228           | 245,45          | 09:41:40     |
| 10         | 01:45,332             | 00:24,012        | 00:27,941        | 00:24,909        | 00:28,470           | 246,39          | 09:43:26     |
| 11         | PIT                   | 00:23,937        | 00:27,941        | <b>00:24,411</b> | 00:34,984           | 245,45          | 09:45:17     |

|            |                           |                  |                  |                  |                     |                 |              |
|------------|---------------------------|------------------|------------------|------------------|---------------------|-----------------|--------------|
| <b>135</b> | <b>VILLANUEVA, PELAYO</b> |                  | CIV MotorSport   |                  |                     |                 |              |
|            |                           |                  | P.Vmax: 13       |                  | T. Ideal: 01:49,171 |                 |              |
|            | <b>Lap</b>                | <b>Time</b>      | <b>Sector 1</b>  | <b>Sector 2</b>  | <b>Sector 3</b>     | <b>Sector 4</b> | <b>V.Max</b> |
| 1          | START                     | 01:37,917        | 00:31,046        | 00:27,935        | 00:30,273           |                 | 09:28:06     |
| 2          | 01:52,149                 | 00:25,754        | 00:30,238        | 00:26,511        | 00:29,646           | 247,33          | 09:29:58     |
| 3          | 01:51,788                 | 00:24,933        | 00:29,881        | 00:27,257        | 00:29,717           | 248,28          | 09:31:50     |
| 4          | 01:50,821                 | 00:25,089        | 00:29,903        | 00:26,386        | 00:29,443           | 249,23          | 09:33:41     |
| 5          | 01:55,718                 | 00:25,224        | 00:29,567        | 00:30,627        | 00:30,300           | 249,23          | 09:35:37     |
| 6          | 01:51,130                 | 00:25,266        | 00:29,626        | 00:26,487        | 00:29,751           | 247,33          | 09:37:28     |
| 7          | 01:50,395                 | 00:25,205        | 00:29,363        | 00:26,132        | 00:29,695           | 247,33          | 09:39:18     |
| 8          | 01:51,967                 | 00:25,348        | 00:29,637        | 00:26,784        | 00:30,198           | <b>251,16</b>   | 09:41:10     |
| 9          | 01:49,680                 | 00:25,128        | 00:29,406        | 00:25,977        | 00:29,169           | 248,28          | 09:43:00     |
| 10         | <b>01:49,209</b>          | <b>00:24,816</b> | <b>00:29,327</b> | 00:25,977        | <b>00:29,089</b>    | 247,33          | 09:44:49     |
| 11         | 01:50,088                 | 00:25,285        | 00:29,514        | <b>00:25,939</b> | 00:29,350           | 247,33          | 09:46:39     |

